



SKYMAX EVO RETRACTABLE ROOF

Extend your living area with The SkyMax Evo System. An intelligent all-in one solution that protects you from the outside elements, while delivering functionality with style. Utilising the latest technology, the system is manufactured to the highest quality. The SkyMax Evo is designed to integrate with most pergolas.

Protection – Delivering optimum protection against sun and rain, The SkyMax Evo System has been designed and engineered to withstand wind speeds of up to 90km/hr. With a maximum width of 15 metres, and projection of 10 metres, the system allows shade & rain protection up to 100 square metres.

Functionality – The SkyMax Evo will not confine your area or add additional heat during the warmer months of the year, unlike conventional roofing or louvered systems. The SkyMax Evo is easily extended or retracted with the remote control, allowing you to stop the awning at your desired position. The system is adaptable to most pergola structures.

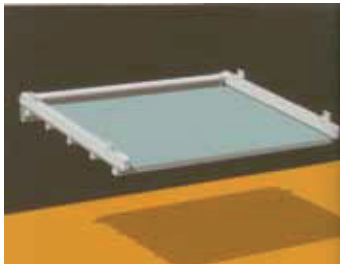
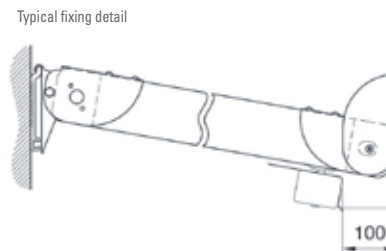
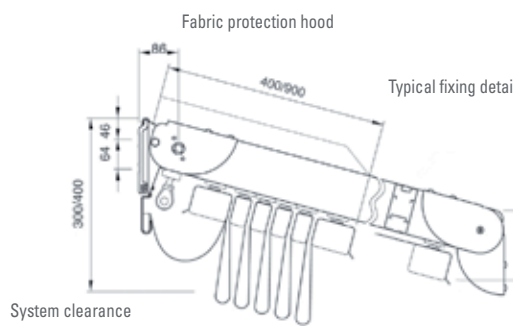
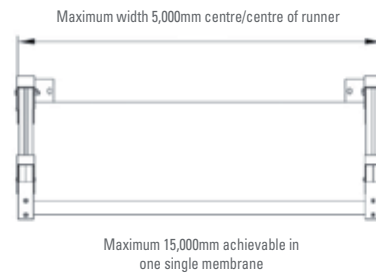
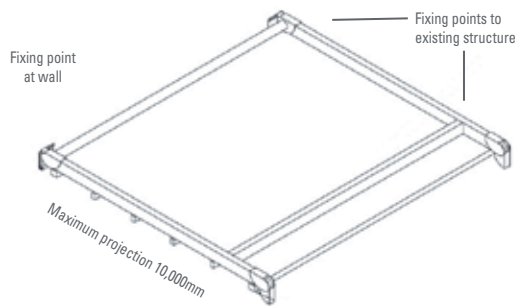
Technology – We pride ourselves on utilising the latest technology from Europe & Australia, enabling us to bring the most modern & stylish systems available to the market.

Quality – The SkyMax Evo is European in design & manufactured in Australia by our highly skilled team. Quality is one of our highest priorities, ensuring total customer satisfaction in everything we do.



SKYMAX EVO RETRACTABLE ROOF SYSTEM SPECIFICATIONS

Please note illustrations are not to scale. All measurements are in millimetres. Please contact your Tecnic representative for additional information.



SIZES

WIDTH & PROJECTION Max. width 15m - Max projection 10m

OPERATION

TYPE Motorised / Manual

HARDWARE

MATERIAL All components made from non-corrosive materials, including 316 stainless steel connectors & bolts. 6061 grade extruded aluminium support frame (available in over 200 colours)

FABRIC OPTIONS

Reinforced high-tensile polyester core PVC (Precontraint Ferrari 502)
 Ferrari Soltis 86/92 reinforced high-tensile polyester core sunscreens

CONTROL OPTIONS

Integrated lighting modules
 Integrated electric radiant heat panels
 Integrated self zipping motorised blinds & curtains
 Integrated drainage system

REGISTERED DEALER

Designer Shade Solutions - PO Box 929, Mittagong, NSW 2575

P: 02 8006 2276

Email: info@designershadesolutions.com.au

